



# Knoll Supply Arrangements with the Government of Canada

**Knoll Seating Supply Arrangement | E60PQ-120001/013/PQ**

**Burovision Ottawa Seating Supply Arrangement | E60PQ-120001/072/PQ**

---

**BUROVISION**



# Index

Government of Canada, GCworkplace   Fit-Up Standards .....	4
r/evolution workplace™ .....	7
PSPC Regional Offices   Authorized Knoll Dealers .....	10
<b>Seating Supply Arrangement Knoll   E60PQ-120001/013/PQ</b>	
<b>Burovison Ottawa   E60PQ-120001/072/PQ .....</b>	<b>12</b>
Task Chairs .....	14
High Task Chairs (Stools) .....	20
Side Chairs .....	22



# Government of Canada

## GCworkplace | Fit-Up Standards

GCworkplace is a term developed to describe the new way of working across the Government of Canada. It encompasses four elements: space, people, technology and greening. All these elements must work together to redefine the work experience. GCworkplace is different from Workplace 2.0 and previous planning strategies in that it supports a flexible environment made up of a wide variety of different functional settings. All employees are empowered to choose where and how to work based on day-to-day activities, functional requirements and personal preferences.

### Fundamental Criteria of GCworkplace:

- Equal Access to Space
- Designed for Activities
- Variety of Workpoints
- Functionally Zoned
- Modular and Adaptive

**...to create the best conditions for a culture of innovation within the Public Service by leveraging modern digital tools that will enable us to collaborate government-wide efficiently. We aim to design healthy workplaces that are green and sustainable for the future while putting into place actions that ensure inclusivity and offer flexibility to all our employees.**


PSPC vision statement

### GCworkplace Design Is Based On Seven Dimensions:

The optimal GCworkplace is







## r/evolution workplace™

r/evolution workplace™ is the Knoll platform that helps customers define their ideal work environment. We work with you to create workspaces that best align with your strategic business goals today, with an eye toward the future.

We have defined five approaches to workplace planning as building blocks with which we help you achieve your goals:

- + **Perimeter**
- + **Core**
- + **Efficient**
- + **Adaptive**
- + **Immersive**

Each approach uniquely addresses real estate, technology and employee needs, creating distinct choices in look, feel and functionality. We provide ideas and strat-

egies to improve the effectiveness of each approach.

### **The Five Planning Approaches in Detail**

The following page provides greater detail on the r/evolution workplace planning approaches.

#### **The Changing Nature of Work**

The pace and nature of work are changing at an energetic clip. Rapid technology innovations and a competitive economy are driving organizations to seek new ways to innovate and increase speed-to-market. The workforce is also changing. At no other time in history have organizations been so diverse; this has drastically shifted expectations about the ecosystem of the workplace.

These factors are driving a dramatic evo-

lution of the workplace. Organizations are recognizing the workplace as a powerful tool to drive their missions forward. Yet, in this age of instant communication, of breaking down physical barriers and of customizing everything to suit your needs, there are seemingly endless workplace planning considerations that can be difficult to navigate.

Knoll helps you create a modern workplace that supports not only processes but also people, culture and innovation. While these dynamics make planning more complex, they also offer an exciting level of freedom and opportunity for organizations to reimagine what their workplaces can do. Your people and your real estate are your greatest investments. Let us help you create a workplace that inspires your people to do and feel their best.


# Work Modes

**FOCUS** is “heads down” individual work, which requires concentration and an absence of distraction.

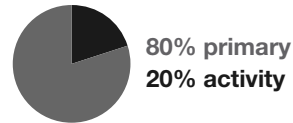
**SHARE** is short-term interaction, between small numbers of people.

**TEAM** is group work, among a larger number of people, working toward a specific goal or activity.

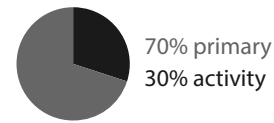
**SOCIAL** activity is the informal behaviour that provides personal connection and opportunities to learn and mentor



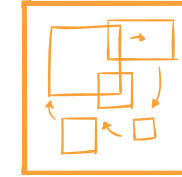
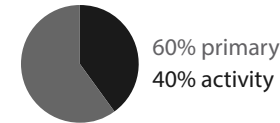
**Perimeter** planning, centered on enclosed individual spaces along the perimeter and large open spaces found at the building core, is ideal for independent and structured work. This creates a linear experience with prescribed circulations paths, providing privacy and generous space for focused work.



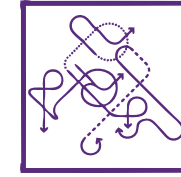
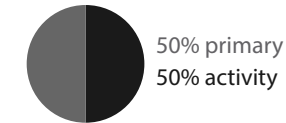
**Core** planning provides abundant access to natural light. Long sight lines are achieved through open spaces around the architectural perimeter, while private, enclosed spaces are planned at the building core. Inclusive, approachable and transparent, this structure allows for a balance of focused, shared and team work.



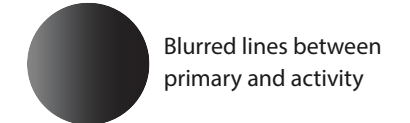
**Efficient** planning can create energy and effective collaboration in environments where space is at a premium. Few private offices, narrow circulation and compact work settings help maximize space while promoting shared and team work. Privacy is encouraged through small enclaves and accessible refuge areas.



**Adaptive** planning offers a variety of assigned and unassigned spaces to support diverse work tasks, functions and interactions. Together, these spaces, along with abundant amenities and user-adjustable elements, are interwoven throughout the plan to promote adaptation and social connections.



**Immersive** planning blurs the lines between work space types—to enhance interaction, invite connected experiences and create a sense of hospitality at every exchange. Comfortable furnishings and fluid boundaries characterize this group-based workplace where the actions of the people themselves define the space. The result: an environment that can transform at a moment’s notice and evolve with use.



# PSPC Regional Office Authorized Knoll Dealers

## ATLANTIC REGION

Newfoundland/Labrador  
New Brunswick  
Prince Edward Island  
Nova Scotia

### interSPACE Resource Group

63 McQuade Lake Crescent  
Halifax, NS B3S 1C4  
902.421.2116  
dallan@interspace.ca

## QUEBEC REGION

Quebec City  
Montréal

### Burovision

625, Avenue du Président-Kennedy  
Niveau Mezzanine  
Montréal, QC H3A 1K2  
514.481.1833  
nicole@burovision.com

## NATIONAL CAPITAL REGION

Ottawa/Gatineau

### Burovision | Ottawa

300 Sparks Street  
Suite #230  
Ottawa, ON K1R 7S3  
613.722.1833  
gillian@burovision.com

## ONTARIO REGION

Kingston  
Toronto  
Mississauga  
Petawawa

### Drechsel Business Interiors

400 Oakdale Road  
Toronto, ON M3N 1W5  
416.740.7120  
eve.moir@drechsel.com

### Triad Office Interiors

3345 North Service Road, Unit 100  
Burlington, ON L7N 3G2  
905.331.8244  
Todd@triadoffice.ca

### Triad Office Interiors

40 Weber St. East, Suite 60  
Kitchener, ON N2H 6R3  
519.954.1950  
Geoff@triadoffice.ca

## WESTERN REGION

Winnipeg  
Regina  
Edmonton  
Calgary

### Element IWS

140, 4411 - 6th Street SE  
Calgary, AB T2G 4E8  
403.444.7390  
sforsgren@elementiws.com

### First Avenue Office Furnishings

976 Dugald Road  
Winnipeg, MB R2J 0G9  
204.237.9615  
mona@firstavenueoffice.com

### Innerspaces Business Furnishings

10260 - 106 Street  
Edmonton, AB T5J 1H7  
780.428.1083  
amya@innerspaces.ca

## WESTERN REGION CONTINUED

### Avanti Office Products

1245 Osler Street  
Regina, SK S4R 1W4  
306.359.3108  
sales@avantioffice.com

## PACIFIC REGION

Kelowna  
Vancouver  
Victoria  
Yukon Territory

### Blackburn Young Office Solutions

100 - 1111 Melville St.  
Vancouver, BC V6E 3V6  
604.696.2220  
mblackburn@blackburnyoung.com

### HUB Office Furniture

1631 Dickson Avenue, Unit 115  
Kelowna, BC V1Y 0B5  
250.808.5811  
jo@hubofficefurniture.com

# Seating Supply Arrangement

Knoll Seating Supply Arrangement | E60PQ-120001/013/PQ

Burovision Ottawa Seating Supply Arrangement | E60PQ-120001/072/PQ





# Task Chairs (Rotary Office Chairs)



## Task Chairs | ReGeneration by Knoll®

### Be true to form.

Innovative in its simplicity, this work chair minimizes materials and components. The straightforward design leverages flexible and durable materials that respond to your movements, providing comfort and ergonomic support throughout the day without interrupting your work flow.





## Task Chairs | Generation by Knoll®

### The first chair that lets you sit how you want.

This award-winning office chair offers a new standard of comfort and unrestrained movement. Responding to ergonomic research, which challenges the idea that we only sit in a single forward-facing position, Generation is designed to support the range of postures and workstyles typical of today's workplace. Generation takes the idea of elastic design—where a product rearranges itself in response to its user—to a new level.



## Task Chairs | Remix®

### Tuned to perform.

The performance you need – the upholstered comfort you love.

Inspired by the idea of bringing pre-existing elements together to make something entirely new, Remix pairs upholstered comfort with innovative Flex Net Matrix™ technology for active, all day support. Remix delivers unexpected performance in a familiar form.

By combining traditional and innovative elements, Remix infuses movement into a traditionally static upholstered chair.



# Task Chairs | Life<sup>®</sup>

## Light. Intuitive. Flexible. Environmental.

With intuitive adjustments, a slim silhouette and broad color and finish palette, Life sets the standard for ergonomics and innovative design. The advanced control automatically adjusts to the weight of your body, providing personalized and effortless ergonomic support.



# High Task Chair (Stool)



## High Task Chair (Stool) | ReGeneration by Knoll®

### Be true to form.

Innovative in its simplicity, this work chair minimizes materials and components. The straightforward design leverages flexible and durable materials that respond to your movements, providing comfort and ergonomic support throughout the day without interrupting your work flow.





# Side Chairs



## Side Chairs | Remix<sup>®</sup>

### Tuned to perform.

The perfect complement to Remix Work and High Back chairs, Remix Side offers responsiveness for various work modes while satisfying a traditional aesthetic. It pairs cushioning for immediate comfort with resilient yet pliable flexors to provide an unexpected amount of back flex, collaborative or training areas for the value-seeking customer interested in a tailored look.



With Casters



## Side Chairs | MultiGeneration by Knoll®

### A multipurpose chair that lets you sit how you want.

MultiGeneration by Knoll encourages collaboration with a responsive, open design that supports multiple postures and a diversity of people in shared, team and large group environments.

Recognizing that we fidget - from tapping our feet to twirling our pens - to keep us alert and engaged. Formway Design gave MultiGeneration form and function that encourage natural movement, allowing us to focus, interact and communicate effectively.



With Arms & Casters

## Side Chairs | Moment™

### Streamlined Guest Seating


Taking its cue from the cantilevered form of the classic Tubular Brno chair by Ludwig Mies van der Rohe, Moment is a practical solution for the guest chair that most offices require. Moment complements our diverse portfolio of office seating and furniture with its pure expression of the cantilevered form.



## Side Chairs | Newson Aluminum Chair

**Marc Newson 2018**

Honoring the cantilevered chairs of Ludwig Mies van der Rohe, the Newson Aluminum Chair, 90 years later, is a forward-looking expression that synthesizes simplicity, material and precision, in the Modernist tradition.





**Knoll is  
Modern Always  
because modern  
always works.**

